

EXERCICES DP

Rappel des voyelles :



Exercice 1: Classer les lettres par famille

ب ن ر ص ت

ح

ظ

ش

خ

ع


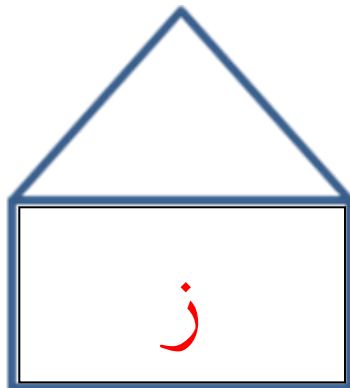
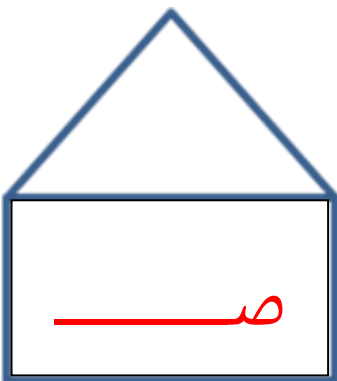
ج
ز

ي

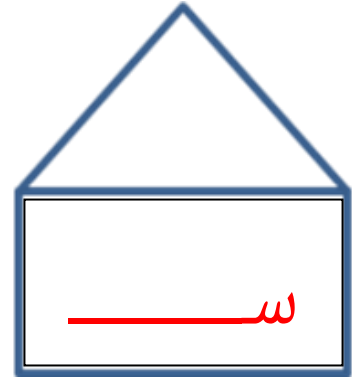
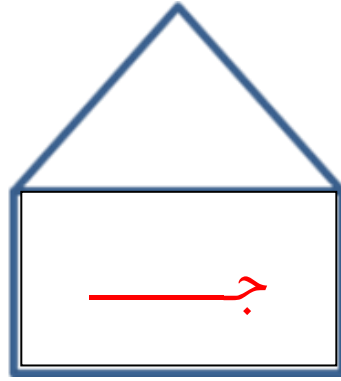
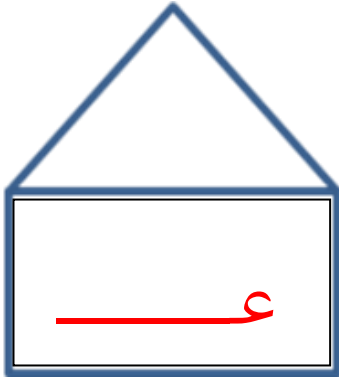
ث

س

ض



EXERCICES DP



Exercice 2 : (révision des lettres) ; compléter le tableau avec les lettres :

La voyelle ou oun	La voyelle i	la voyelle ou	la voyelle a	Les lettres

EXERCICES DP

_____	_____	_____	_____	_____
ش_____	شِ_____	شُ_____	شَ_____	ش
_____	_____	_____	_____	_____
ح_____	حِ_____	حُ_____	حَ_____	ح
_____	_____	_____	_____	_____
ج_____	جِ_____	جُ_____	جَ_____	ج
_____	_____	_____	_____	_____
خ_____	خِ_____	خُ_____	خَ_____	خ
_____	_____	_____	_____	_____
ر_____	رِ_____	رُ_____	رَ_____	ر
_____	_____	_____	_____	_____
ز_____	زِ_____	زُ_____	زَ_____	ز
_____	_____	_____	_____	_____
ف_____	فِ_____	فُ_____	فَ_____	ف
_____	_____	_____	_____	_____
ص_____	صِ_____	صُ_____	صَ_____	ص
_____	_____	_____	_____	_____
ض_____	ضِ_____	ضُ_____	ضَ_____	ض
_____	_____	_____	_____	_____

EXERCICES DP

Exercice 3 : Lire et recopier les mots

= حَسَّسْنِ
حَسَّسْنِ

رَبَّضْ =

رَبَّضْ

صَبَّرْ =

صَبَّرْ

نَهَجْ =

نَهَجْ

Exercice 3 : Compléter le tableau avec les voyelles suivantes :

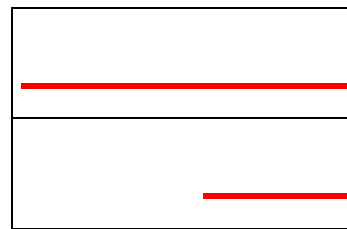
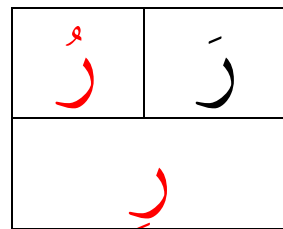
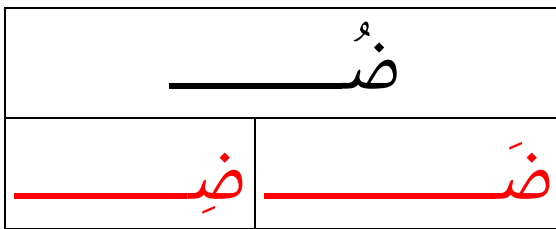
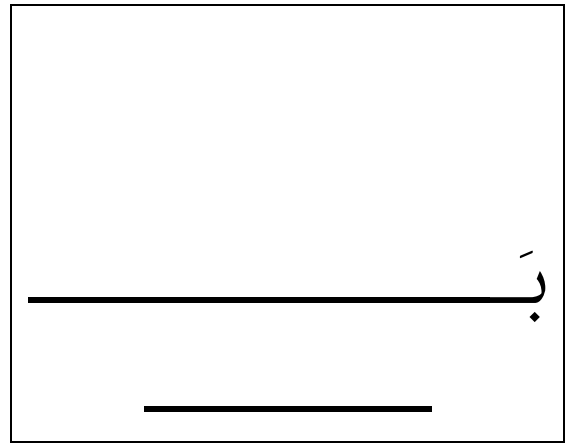
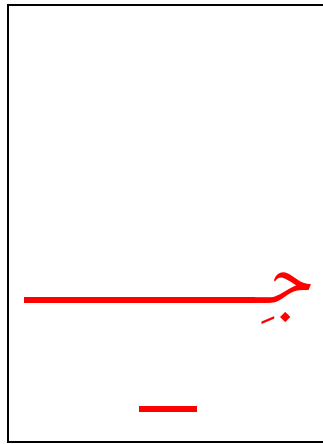
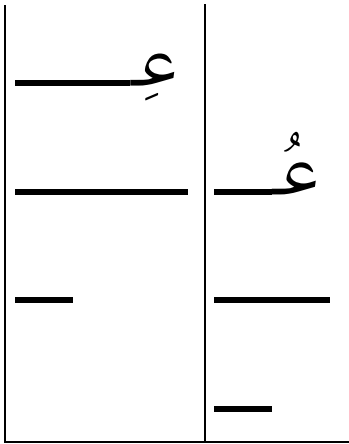


حِ

حِ	حِ
_____	_____
_____	_____
_____	_____

بِ	بِ
_____	_____
_____	_____
_____	_____

EXERCICES DP



Exercice 4 : Attacher les lettres

$\text{حَسَب} = \text{ب}$
 $+ \text{س} + \text{ح}$

EXERCICES DP

بَرَجٌ =

بَا + رَ + جُرُ

رَهْنٌ = نَا

رَ + هَا + نَ

بُجَاعٌ = عَا

بُ + جَا + عَا

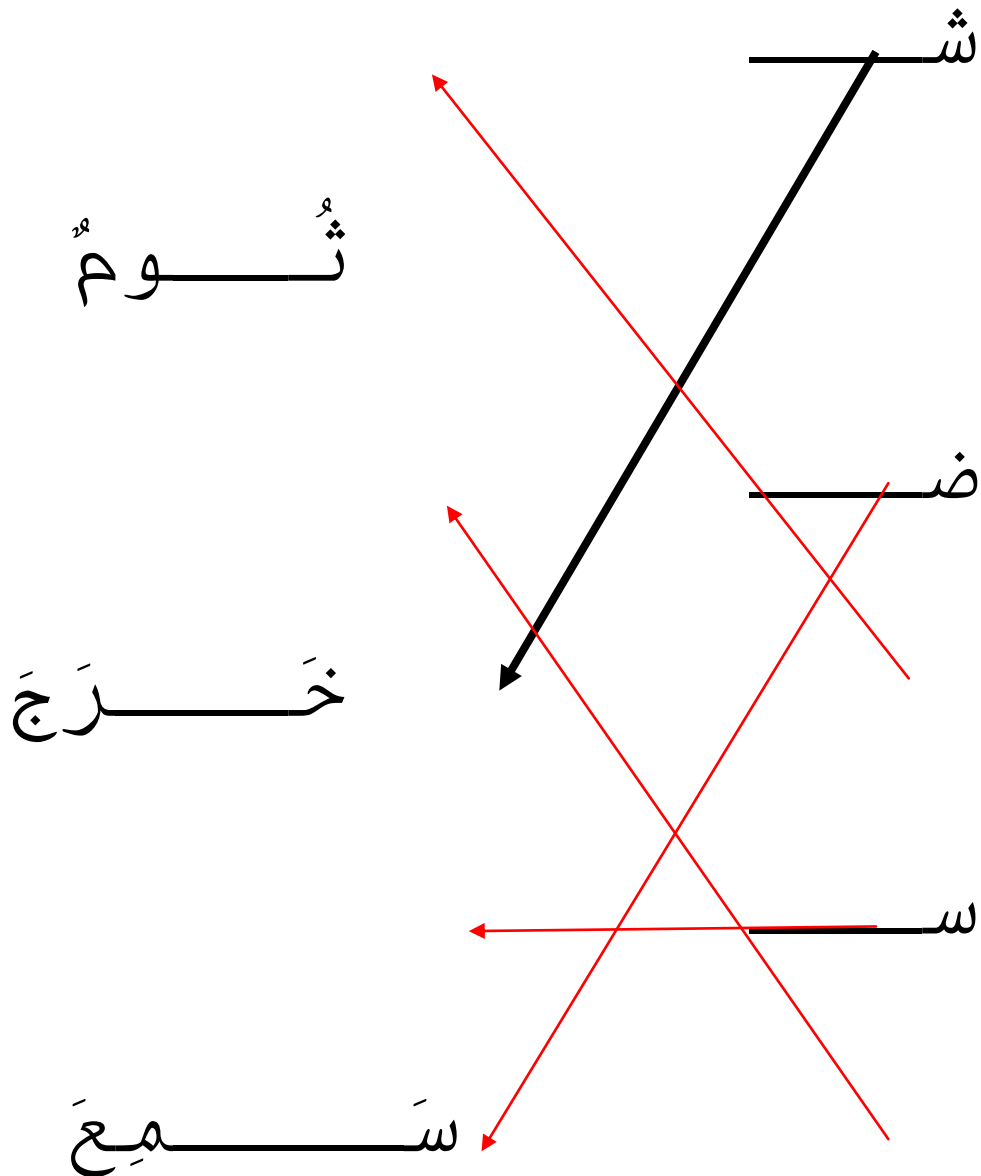
Exercice 5 : Ecrire le mot en détaché

Exemple : رَ + جَا + هَا = رَجَاهٌ

نَا + جَا + حَا = نَجَاحٌ

يَا + هَا + بُ = يَهْبُ

Exercice 6 : Relier la lettre au mot qui lui convient



ث

شَكَرَ

خ

ضَجَّكَ